

Investment Objective

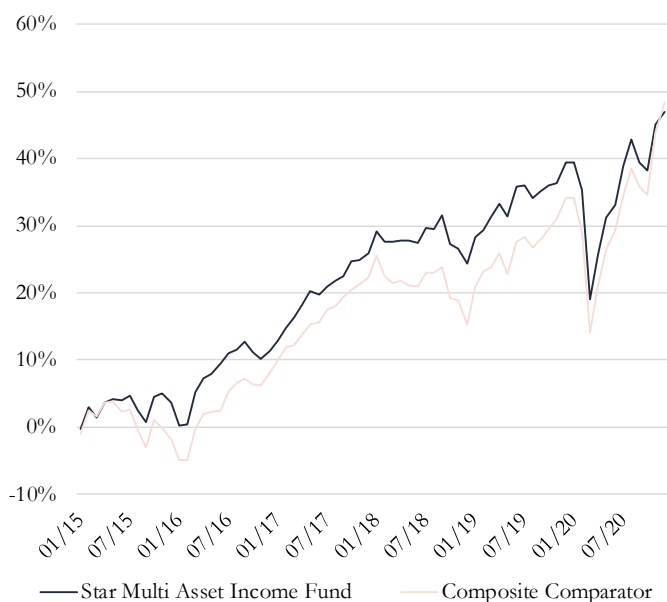
The Star Multi-Asset Income Fund's investment objective is to generate an attractive income return on its Portfolio with lower volatility and the opportunity for capital growth.

The Star Multi-Asset Income Fund seeks to achieve its investment objective by investing in three asset classes; Equities, Credit and Non-Correlated Assets. We set bands around the portfolio components as follows:

- 25-35% - Equities allocation to drive capital growth
- 40-60% - Credit allocation to generate income
- 20-25% - Non-Correlated Assets allocation to provide uncorrelated returns with an attractive income yield and reduce overall volatility

The asset allocation is driven primarily by the yield that can be generated by the Credit portion, and complemented by the expected capital appreciation of the Equity and Non-Correlated Asset components.

Star Multi-Asset Income Fund Performance, USD



Performance Analysis

	Dec-20	3 Months	2020 YTD	1 Year	Cumulative		Since Inception	Annualised		
					3 Year	5 Year		3 Year	5 Year	Since Inception
Portfolio	+1.4	+5.5	+5.5	+5.5	+16.5	+41.1	+46.6	+5.2	+7.1	+6.6
Comparator	+3.0	+9.0	+10.4	+10.4	+21.2	+51.0	+48.2	+6.6	+8.6	+6.8

Performance is the Net Asset Value (NAV) of the Star Multi-Asset Income Fund ("Fund"), A1 USD Share class, calculated monthly, launched on 01 October 2019. Prior to launch date performance was that of the Star Multi-Asset Income strategy, based on total return (with dividends reinvested) and net of 1% fees per annum, deducted quarterly in arrears. Past performance is not a reliable indicator of future results; the value of any investment can fall as well as rise; and returns may increase or decrease as a result of currency fluctuations. Composite Comparator is the daily performance of the following comparators: MSCI World (30%), Bloomberg Barclays Global High Yield (50%), HFR Global Hedge Fund Index (20%)

Top 5 Equity & Fixed Income Holdings

Holding	Sector	% of Total Portfolio
Amazon	Communications	2.7
Turkcell	Communications	2.4
Adobe	Technology	2.3
Douglas GmbH	Consumer, Cyclical	2.3
ThermoFisher	Consumer, Non-cyclical	2.3

Fund Summary

NAV*	USD	1086.99
------	-----	---------

*NAV is of the A1 USD share class ending 31 December, calculated on the first business day of the following month.

Share Class Summary

Share Class	AMC	OCF*	Minimum	ISIN
A1 USD Acc	0.90%	1.20%	1,000,000	LU1956191156
A1 GBP Acc	0.90%	1.20%	1,000,000	LU2035146039

*The estimated Ongoing Charges Figure includes the annual management charge and aggregate operating expenses chargeable to the Fund. For all details of all fees and charges, please refer to Appendix 1 of the Offering Memorandum.

Portfolio Comment

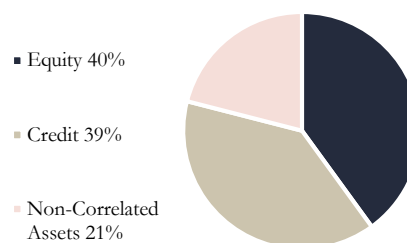
2020 finished on a strong note with the Star Multi-Asset Income Fund up 1.4% in USD for December, taking the year-to-date performance to +5.5%. Risk assets were supported by positive news on vaccine approvals and programmes, and by the prospect of a substantial economic stimulus package to be agreed in the US.

Equities were again very strong, led by *Activision* (+17%) which reported that its Call of Duty franchise had achieved over \$3bn in net bookings in 2020 and a record breaking 3.7m number of units sold for World of Warcraft in its 1st day launch. Another strong performer, *Mastercard* (+6%) reported 2.4% growth in US retail sales for two months pre-Christmas and +47% in E-commerce.

Most fixed income names saw a strong recovery, especially energy issuers like *YPF*, *Pemex* and *Tullow* as the global oil price rose to over USD50 in late December.

The income portfolio remains firmly focused on generating a solid cash yield with relatively low volatility. Following a challenging year, we are looking into 2021 in a positive light, seeing things through the current difficult environment as the fundamental prospects for most of our holdings appear very robust, with a mix of strong secular growth and significant recovery potential.

Fund Asset Allocation



Strategy Analysis

Metric	Value
No. of Holdings	61
Cash % of NAV	5.0%
Best Month	5.6% Apr' 20
Worst Month	-12.0% Mar' 20
Average Month	0.5%

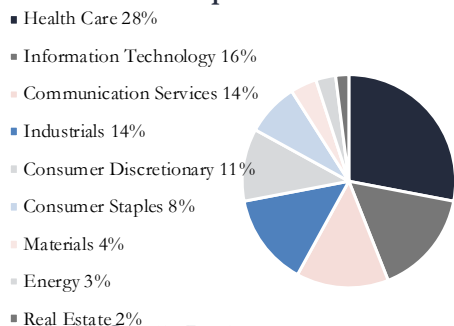
Key Facts

Metric	Value
Fixed Income YTM	10.2%
Fixed Income Current Yield	7.5%
Fixed Income Duration	1.8
Sharpe ratio	0.89
Standard Deviation	7.8%

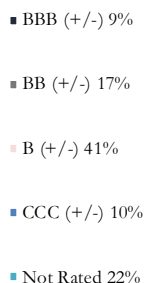
Equities

Credit

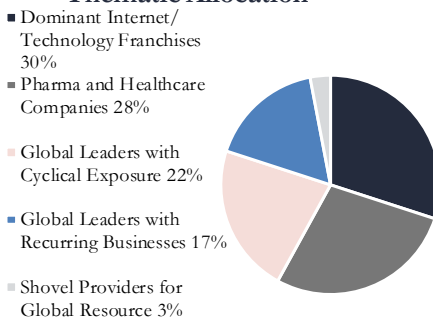
Sector Split



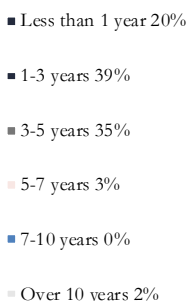
Credit Rating



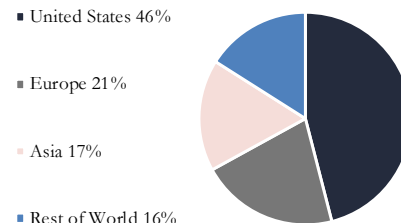
Thematic Allocation



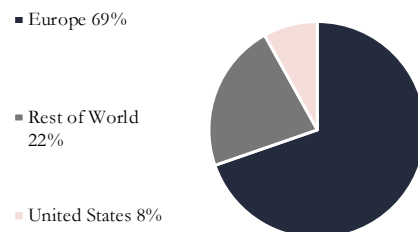
Years to Maturity/ Call



Sales by Geography



Issuer Geography



Monthly Performance, % Total Return, USD

	Jan	Feb	Mar	Apr	May	Jun	Jul	Aug	Sept	Oct	Nov	Dec	YTD	Comparator	Excess return
2015	-0.2	+3.1	-1.5	+2.2	+0.5	-0.2	+0.7	-2.2	-1.6	+3.7	+0.5	-1.2	+3.7	-1.9	+5.6
2016	-3.4	+0.2	+4.8	+1.9	+0.7	+1.3	+1.5	+0.4	+1.1	-1.3	-0.9	+1.1	+7.5	+9.8	-2.3
2017	+1.4	+1.6	+1.3	+1.7	+1.7	-0.4	+0.9	+0.7	+0.6	+1.8	+0.2	+0.8	+13.1	+13.2	-0.1
2018	+2.5	-1.2	+0.0	+0.1	-0.0	-0.3	+1.8	-0.2	+1.6	-3.2	-0.6	-1.8	-1.4	-5.7	+4.4
2019	+3.3	+0.8	+1.6	+1.4	-1.4	+3.4	+0.1	-1.4	+0.8	+0.7	+0.2	+2.2	+12.4	+16.8	-4.4
2020	-0.0	-3.0	-12.0	+5.6	+4.4	+1.5	+4.3	+2.9	-2.5	-0.8	+4.9	+1.4	+5.5	+10.4	-4.9

PERFORMANCE DISCLAIMER

Performance is the Net Asset Value (NAV) of the Star Multi-Asset Income Fund ("Fund"), A1 USD Share class, calculated monthly, launched on 01 October 2019. Prior to launch date performance was that of the Star Multi-Asset Income strategy, based on total return (with dividends reinvested) and net of 1% fees per annum, deducted quarterly in arrears. Past performance is not a reliable indicator of future results; the value of any investment can fall as well as rise; and returns may increase or decrease as a result of currency fluctuations. Composite Comparator is the daily performance of the following comparators: MSCI World (30%), Bloomberg Barclays Global High Yield (50%), HFR Global Hedge Fund Index (20%)

Fund Information

Investment Manager	J. Stern & Co. LLP	Share Class	A	B	D	L	A5/A6
Portfolio Manager	Jean-Yves Chereau	Minimum Investment*	1,000,000	125,000	10,000,000	25,000,000	1,000,000
Launch Date	01 October 2019	Management Fee	0.90%	1.20%	0.80%	0.75%	0.65%
Vehicle	The Star Investment Fund SICAV RAIF	Target OCF*	1.20%	1.50%	1.10%	1.05%	0.95%
Management Company	MDO Management Company SA	Eligibility	Well-informed			Institutional	Charity
Administrator & Depository	RBC Investor Services Bank SA	Currencies	USD &, unhedged or hedged EUR,CHF, & GBP				USD & GBP
Auditor	BDO Audit SA	Accumulation/ Distribution	Accumulation & Distribution available to all				
Reference Currency	USD	Alternative fee structure	Reduced annual fee with performance fee available on request				
NAV & Dealing Date	Monthly, 5pm, T-5, Luxembourg time	Dealing Cut-off	Monthly, 5pm, T-5, Luxembourg time				

*Subject to discussions with J. Stern & Co. both accumulation and distribution share classes can be made available in the currencies displayed above. The base currency of the Fund is USD. Minimum investment is stated in the currency of share class. Target OCF is the Investment Manager's target for the OCF for the USD share class.

Important Information

J. Stern & Co. LLP, the Investment Manager of the Star Multi-Asset Income Fund ("Fund"), is the issuer of this factsheet. The information provided is not a recommendation to purchase shares in the Fund, nor should it be considered as a form of investment advice or solicitation to conduct in investment business. Any decision to invest in the Fund should be based solely on the Offering Memorandum and relevant PRIIP, which is available upon request.

The Fund, is only available to persons who are well informed or institutional investors under RAIF Law in Luxembourg and can only be promoted to persons who can receive financial promotions under the Financial Services and Markets Act 2000 (Promotions of Collective Investment Schemes) (Exemptions) Order 2001 (the "PCIS Order") and the Financial Services and Markets Act 2000 (Financial Promotion) Order 2005, as amended. Such persons include: (a) persons having professional experience of participating in unregulated collective investment schemes and (b) high net worth bodies corporate, partnerships, unincorporated associations, trusts, etc. falling within Article 22 of the PCIS Order. If you are in doubt about the suitability of this Fund or of your categorisation you should seek advice from your investment and/or professional advisor.

Data is sourced from SS&C Technologies, J. Stern & Co., Bloomberg and SVC and no warranty of accuracy is given. The views expressed on the date of publication are those of J. Stern & Co. and/or the actual author(s) and are subject to change without notice.

More information on J. Stern & Co. is at www.jsternco.com/legal.

© J. Stern & Co.