

**Investment Objective**

The World Stars Global Equity Fund seeks to achieve its objective by investing in a concentrated selection of shares in leading global companies with enduring competitive advantages and a long runway of growth.

We select companies based on our own fundamental research, taking a long-term horizon. We do not follow benchmarks and always seek to invest in quality and value.

Quality means companies that are global leaders, have strong competitive positions and pricing power in structurally attractive and growing markets, have management teams with strong records of value creation and have robust balance sheets.

Value means buying those companies at prices that allow for the prospect of significant capital growth over 5-10 years or more.

**World Stars Global Equity (WSGE) Performance, EUR**



**Net Performance, % Total Return, EUR**

	Mar-24	3 M	2024 YTD	1 Yr	3 Yr	Cumulative		Annualised				
						5 Yr	10 Yr	Since Inception	3 Yr	5 Yr	10 Yr	Since Inception
<b>Portfolio</b>	+2.4	+15.9	+15.9	+31.9	+41.8	+88.5	+248.0	+313.1	+12.3	+13.5	+13.3	+13.1
<i>MSCI World</i>	+3.4	+11.8	+11.8	+26.6	+41.5	+88.4	+229.7	+308.4	+12.2	+13.5	+12.7	+13.0

**Top 5 Holdings**

Stock	Sector	%
Nvidia	Information Technology	8.3
Eaton	Industrials	5.9
Amazon	Consumer Discretionary	5.2
Meta Platforms	Communication Services	4.8
Alphabet	Communication Services	4.4

**Key Facts**

No. of Stocks	29	Median Market Cap <sup>1</sup>	US\$197bn
Dividend Yield	1.0%	Cash % of NAV	3.8%
Active Share <sup>^</sup>	87.9%	5 Year Standard Deviation	15.2%
Best Month	11.5% Jul' 22	5 Year Sharpe Ratio	0.97
Worst Month	-9.1% Aug' 15	Ave. 5 Year Annual Turnover <sup>2</sup>	9.2%
Average Month	1.1%	5 Year Max. Drawdown	-26.9%
% Positive Months	65.2%	5 Year Beta	0.91

**Share Class Summary**

Share Class	NAV	AMC	OCF*	Minimum	ISIN
A1 Acc USD	1,789.69	0.90%	1.20%	1,000,000	LU1952142120
A1 Acc EUR	1,905.20	0.90%	1.20%	1,000,000	LU1979603963
A1 Acc GBP	1,689.63	0.90%	1.20%	1,000,000	LU1979604003
A1H Acc GBP	1,211.67	0.90%	1.20%	1,000,000	LU2549545601
A1 Acc CHF	1,187.40	0.90%	1.20%	1,000,000	LU1979604185
A5 Acc USD	1,812.53	0.65%	1.20%	1,000,000	LU1963577264
B1 Acc USD	1,676.97	1.20%	1.50%	5,000	LU1952142476
B1 Acc EUR	1,453.06	1.20%	1.50%	5,000	LU1979605828
B1 Acc GBP	1,724.46	1.20%	1.50%	5,000	LU1979606040

\*OCF (Ongoing Charges Figure) includes the annual management charge and aggregate operating expenses chargeable to the Fund. For more details on fees and charges, please see the Prospectus.

**AUM**

Firm: US\$1.8bn WSGE Strategy: US\$1.5bn Fund: US\$247m

**Portfolio Comment**

Our World Stars Global Equity fund continued its strong performance and has delivered its second-best quarter since inception in 2012. Significant new growth opportunities in AI have boosted our digital stocks, but also benefit our industrials led by Eaton (+9%) and Ampheol (+6%). Performance has broadened further in March with the top 10 comprised of four industrials, three consumer, two digital and one healthcare.

The macro-economic background continued to improve as we have expected. Both the US Fed and the ECB raised their GDP forecasts for 2024. Core CPI in the Eurozone fell to 2.9% in March, the lowest for two years, and US PCE inflation in Q1 is the lowest for three years. The ISM manufacturing PMI in the US increased to 50.3 in March, the first expansion since October 2022.

Nvidia (+14%) unveiled its new GB200 'superchip' which is twice as powerful as the existing H100 GPUs for training and five times as powerful for inference, the critical element of generative AI focused on problem-solving and decision-making.

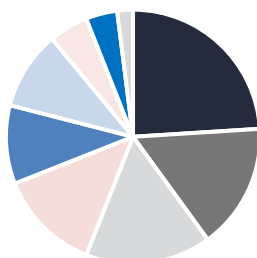
Alphabet (+9%) is reported to be in discussions with Apple over supplying its Gemini AI model to new iPhones. This would significantly extend the partnership between the two businesses.

Givaudan (+10%), the global No 1 in flavours and fragrances, is benefiting from robust consumer confidence, led by the US, and rising travel volumes which are encouraging many large consumer goods companies to re-build inventories.

Performance since launch on 13<sup>th</sup> May 2019 is that of the Fund's A1 EUR Share class. Prior to launch performance was that of J. Stern & Co.'s World Stars EUR Strategy, unhedged, which the Fund follows, based on total return (with dividends reinvested) and net of 1% fees per annum, deducted quarterly in arrears, inception 1<sup>st</sup> October 2012. Past performance is not a reliable indicator of future results; the value of any investment can fall as well as rise; and returns may increase or decrease as a result of currency fluctuations. Source: SIX, Wize, Bloomberg, J. Stern & Co.

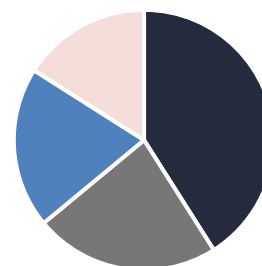
GICS Sector Allocation

- Information Technology 24%
- Health Care 16%
- Industrials 16%
- Communication Services 13%
- Consumer Staples 10%
- Consumer Discretionary 10%
- Materials 5%
- Financials 4%
- Real Estate 2%



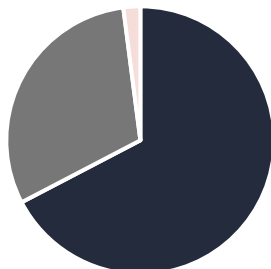
J. Stern & Co. Allocation

- Digital Transformation 41%
- Consumer 23%
- Industrials & Infrastructure 20%
- Healthcare & Life Sciences 16%



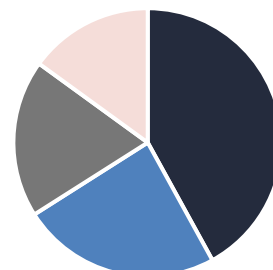
Geographic Exposure by Listing

- USA 66%
- Europe ex-UK 30%
- UK 2%



Geographic Exposure of Sales

- USA 42%
- Asia 24%
- Europe 19%
- Rest of World 15%



Monthly Net Performance, % Total Return,

	Jan	Feb	Mar	Apr	May	Jun	Jul	Aug	Sept	Oct	Nov	Dec	YTD	MSCI World	Excess return
2012	-	-	-	-	-	-	-	-	-	-2.3	+3.9	-1.0	+0.5	-0.3	+0.8
2013	+0.3	+7.1	+4.7	-1.2	+0.6	-3.1	+1.2	-2.2	+3.5	+3.8	+1.6	+0.7	+17.9	+22.0	-4.1
2014	-3.7	+4.1	-0.0	+0.9	+3.5	+1.6	-2.4	+4.2	+0.9	-0.0	+2.7	+0.0	+12.0	+20.3	-8.3
2015	+6.7	+5.9	+1.5	-1.4	+3.8	-5.7	+3.5	-9.1	-3.9	+11.1	+5.5	-4.0	+12.8	+11.1	+1.7
2016	-5.4	-0.2	+2.4	+0.7	+3.6	+2.0	+1.8	-0.0	+1.5	-1.4	+1.1	+2.1	+8.1	+11.5	-3.4
2017	+2.3	+4.8	+2.9	+1.7	+1.2	-2.9	-0.8	-0.4	+1.6	+5.9	-2.0	+1.1	+16.1	+8.0	+8.1
2018	+4.2	-1.2	-1.7	+2.0	+6.2	+0.5	+2.8	+1.0	+1.3	-7.1	-0.3	-7.3	-0.6	-3.6	+3.1
2019	+8.4	+2.6	+5.5	+3.4	-4.5	+4.2	+3.8	+1.1	+0.4	+0.1	+3.6	+1.3	+34.4	+31.0	+3.5
2020	+1.5	-6.4	-8.4	+11.4	+3.1	+0.7	+1.6	+4.6	-2.2	-1.8	+5.9	+0.9	+9.7	+7.0	+3.5
2021	-1.3	+1.5	+5.6	+4.4	-0.1	+5.2	+3.2	+2.4	-3.5	+5.0	-0.2	+3.5	+28.5	+31.3	-2.8
2022	-5.4	-3.5	+3.6	-4.2	-3.7	-5.0	+11.5	-5.2	-7.3	+3.5	+2.7	-7.0	-19.8	-12.6	-7.2
2023	+6.7	-0.7	+4.1	+0.7	+3.8	+4.0	+2.4	-0.3	-5.2	-1.6	+6.0	+3.7	+25.6	+20.4	+5.2
2024	+4.8	+8.0	+2.4	-	-	-	-	-	-	-	-	-	+15.9	+11.8	+4.1

See previous page for methodology. Past performance is not a reliable indicator of future results.

Fund Information

Portfolio Manager	Christopher Rossbach
Deputy Portfolio Manager	Katerina Kosmopoulou, CFA
Launch Date	8 <sup>th</sup> April 2019
Management Company	Waystone Management Company (Lux) SA
Administrator & Depository	CACEIS Investor Services Bank SA
Auditor	Deloitte Audit S.à.r.l.
Reference Currency	US Dollar
Dealing Day	Every business day in Luxembourg & London
NAV	Available by close of business day after Dealing Day

Share Class	A	B	L	A5/A6
Eligibility	All	Retail	Institutional	Charity
Minimum Investment*	1m	5k	25m	1m
Management Fee	0.90%	1.20%	0.75%	0.65%
OCF	1.20%	1.50%	1.05%	0.95%
Acc./ Dist.	Accumulation and Distribution Classes available to all			
Currencies*	USD &, unhedged or hedged, EUR, CHF, & GBP			USD & GBP
Alternative fee structure*	Reduced annual management fee with additional performance fee available			
Subscriptions & Redemptions	Every business day until 3pm Luxembourg time, one business day before the Dealing Day			

Sustainability & ESG

J. Stern & Co is a signatory to the UN PRI; a Member of the SASB Alliance; and strategically aligned to the UN's 17 Sustainable Development Goals and its ten Global Compact principles.

The World Stars Global Equity Fund is classified as an 'Article 8 Fund' under the EU's SFDR framework.

Important Information

^ Active Share is as at 1<sup>st</sup> December 2023 and AUM is latest available at time of going to print. \* Minimum investment is stated in share class currency. Share classes currently available are set out on previous page; other classes can be made available in all currencies displayed and with alternative fee structures on request. ^Median market cap based on USD market cap of companies in the World Stars Global Equity Fund. ^Ave. 5 Year Annual Turnover is based on the World Stars Global Equity Strategy in USD which the Fund follows.

J. Stern & Co LLP is the Investment Manager of the J. Stern & Co. World Stars Global Equity Fund, a sub-fund of Alpha UCITS SICAV (the "Fund"), incorporated in Luxembourg as a UCITS and regulated by the CSSF. J. Stern & Co LLP is also the issuer of this factsheet. This is a marketing communication. The information provided is not a recommendation to purchase shares in the Fund, nor should it be considered as a form of investment advice or solicitation to conduct in investment business. Any decision to invest in the Fund should be based solely on the Prospectus and relevant KIID(s), which are available from our website. If you are in doubt about the suitability of this Fund you should seek advice from your investment advisor. Data is sourced from CACEIS Investor Services Bank SA, SS&C, Bloomberg and J. Stern & Co. and no warranty of accuracy is given. The views expressed on the date of publication are those of J. Stern & Co. and/or the actual author(s) and are subject to change without notice.

More information on J. Stern & Co. is at [www.jsternco.com/legal](http://www.jsternco.com/legal).  
© J. Stern & Co.

